



New Heights Charter School of Brockton

Family Tech Training



Overview of Training



Logging into your Chromebook



Accessing Google Classroom and remote learning overview



Downloading and accessing Zoom



First Week of School

- Monday, September 14
- Log in to your Morning Meeting at 7:40
- Be prepared to have your teachers take attendance every period
 - Follow your schedule!
- You will log in to each of your teacher's Zoom links for every period
- Monday-Thursday 100% Synchronous (live) Friday OFF

Sample Schedule

	Period 1	Period 2		Period 3	Period 4	Period 5	Period 6	Period 7
Morning Meeting	<i>Math</i>	Composition	<i>Lunch</i>	<i>Community</i>	<i>English Language Arts</i>	Science	<u>Math Lab</u>	History

Bell Schedule

Morning Meeting: All students should sign in at 7:40am.

Period 1: 8:45-9:30

Period 2: 9:40-10:25

Lunch/Community: 10:30-11:59

Period 4: 12:00-12:45

Period 5: 12:55-1:40

Period 6: 1:50-2:35

Period 7: 2:45-3:30

Any Questions?

If your question is not covered in
this training please email us!
techsupport@nhcsb.org



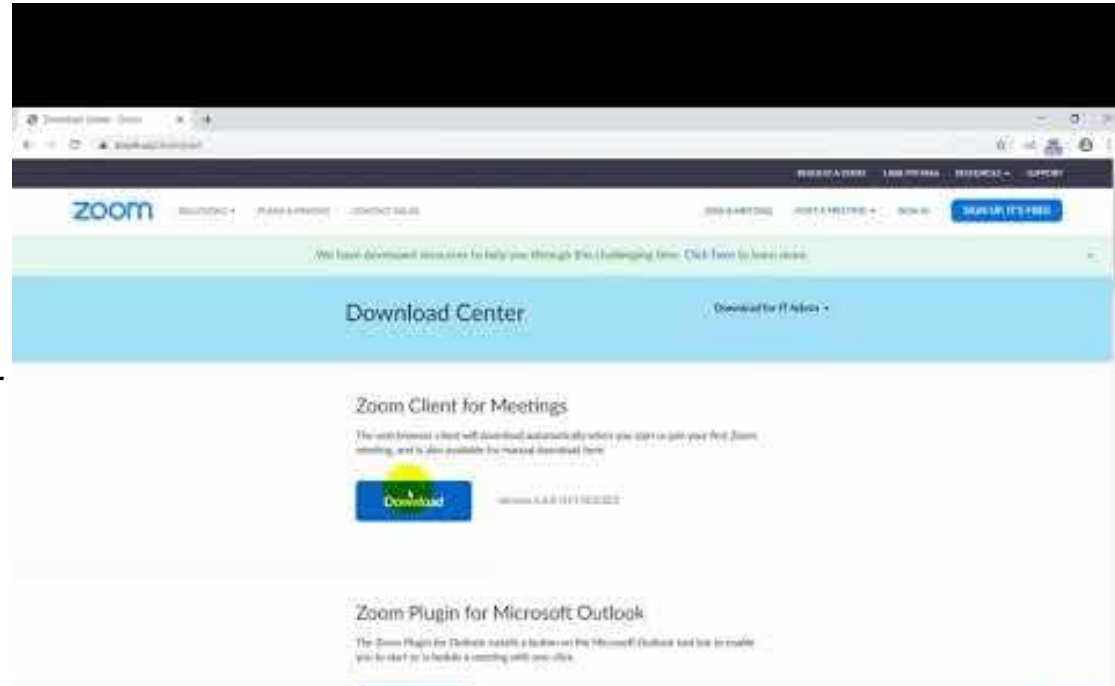
Logging into Chromebooks

- Type in your NHCSB email that is provided by the school
- Type in password

- If you have **NOT** received this information, it is being emailed to you by the school

Downloading Zoom

- 1) Go to zoom.us
- 2) Scroll down to the bottom of the page and click on “downloads”
- 3) In the Download Center download the “Zoom for Client Meetings”
- 4) Save the downloaded file to your computer
- 5) Click on the “Zoom Installer”



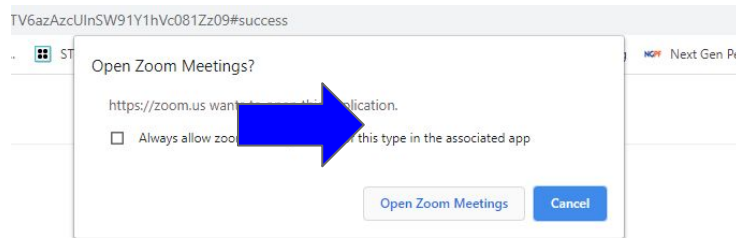
Under Zoom Client for Meetings, Click on Download button.

Accessing Zoom

- Once Zoom has been downloaded, you will be able to click on links provided by teachers and staff at New Heights.

<https://us02web.zoom.us/j/85137845311?pwd=bGIRZkJDsk5jTnl4bi9mbFhSdlBsZz09>

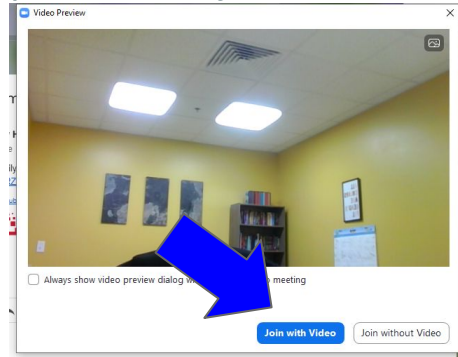
- Then, Zoom will prompt you to join the meeting.



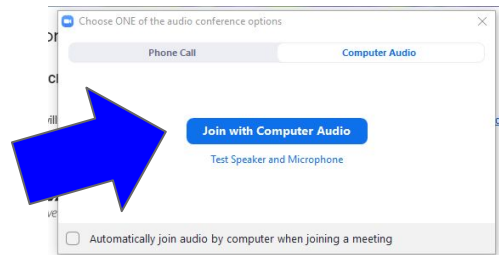
- Click, open zoom meeting

Accessing Zoom Continued

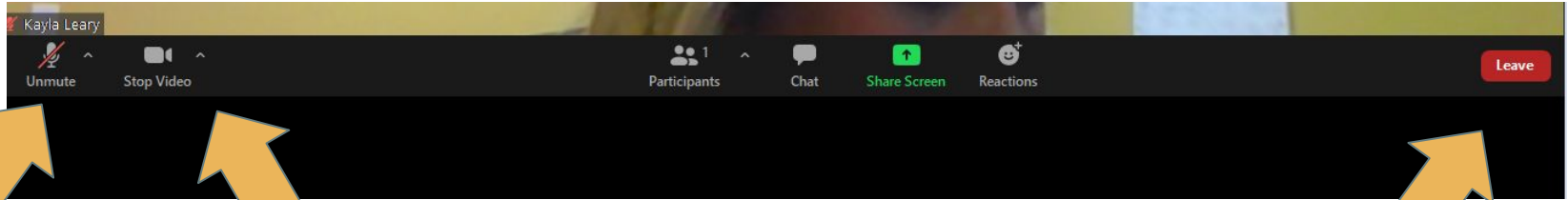
- It will then do a video preview, and you will click the “Join with Video” button.



- The last step before being added to the video chat, is to click “join with Audio” so you are enabling your microphone and speakers. You may then choose to stay on mute, or turn video off if needed.



Accessing Zoom Continued



Unmute or
mute yourself

Turn
video on
or off

Exit the
meeting

Zoom on Your Phone

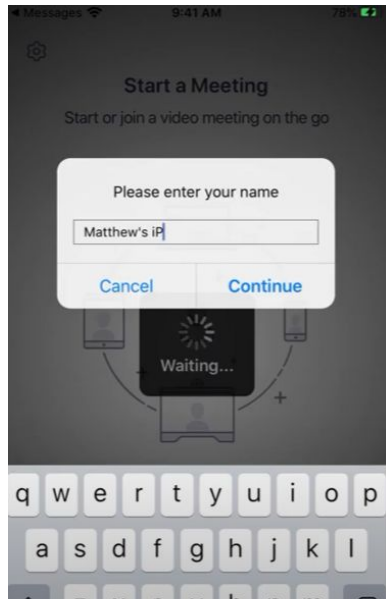


Download the
“Zoom” App.

Zoom on Your Phone

1. You can then click on the zoom link from your email.

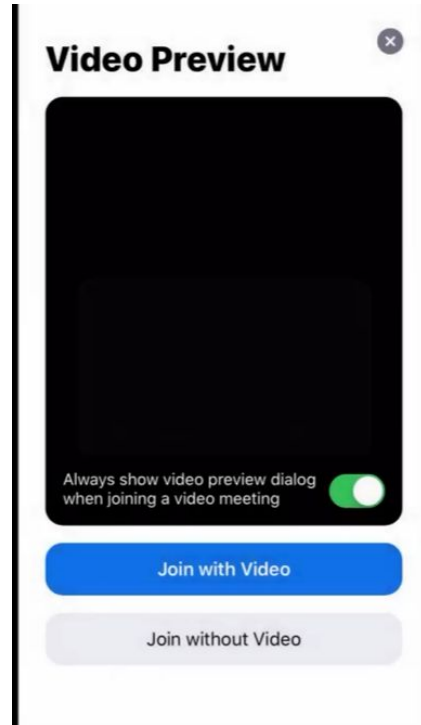
<https://us02web.zoom.us/j/85137845311?pwd=bGIRZkJDsk5jTnl4bi9mbFhSdIBsZz09>



2. Enter your name to join the meeting.

Zoom on Your Phone

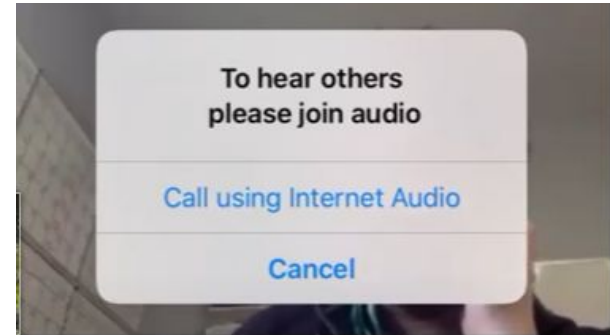
3. Join with Video



4. Join with Audio



5. Call Using Internet Audio to hear others

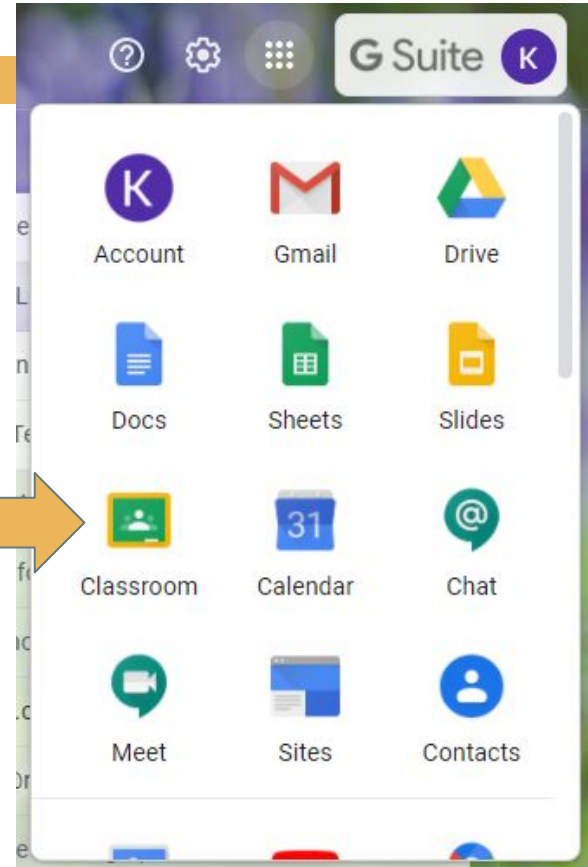


[Zoom Tutorial Link](#)

Accessing Classroom

You will receive an invite email from your teachers. Make sure you accept all of them!

Click on the Google Apps Icon (9 small dots) to locate all the apps. Click on “Classroom”.



Accessing Classroom

Accept your teacher's request!

After joining, you will be able to access all your work!

The screenshot shows a web browser window with the address bar displaying 'classroom.google.com/h'. Below the browser, the Google Classroom interface is visible. At the top, there are navigation icons and a search bar. The main content area features a class card for '10th Grade Literature' by Ms. Marks and Cayla Marks. The card includes a profile picture of Cayla Marks and two buttons: 'Decline' and 'Join'. An orange arrow points from the top right of the card towards the 'Join' button.



10th Grade Literature

Ms. Marks

Upcoming

Woohoo, no work due soon!

[View all](#)



Cayla Marks via Quizizz

10:43 AM

Please join my class "10th Grade Literature" on Quizizz using the link below.



Quizizz - Class Invite Link

[https://quizizz.com/join?sho... -](https://quizizz.com/join?sho...)



Add class comment...

“Stream” allows you to see most recently added materials. It is like a newsfeed! Click on classwork to see your assignments.

 View your work

 Google Calendar

 Class Drive folder

All topics

Unit 0, Week 1: Intro...

Assessments

Reading & Writing S...

Resources

Unit 0, Week 1: Intro to Reconstruction



Unit 0, Week 1 (9/21-9/25) at a Glance

Posted Sep 3



Mon 9/21: 0.1 Classwork: Overview of Recon...

Due Sep 21

Assessments



Unit 0 Pre-assessment

Due Sep 18

Reading & Writing Strategies



10th Grade US & World History II					
Objective: By the end of the week, I will be able explain when Reconstruction happened and what it's goal was.					
	Monday 9/21	Tuesday 9/22	Wednesday 9/23	Thursday 9/24	Friday 9/25
Week 1	<p>Reading/Work:</p> <p>Watch Reconstruction in America video.</p> <p>Read 0.1 Classwork: Overview of Reconstruction & annotate using TQE.</p> <p>Attendance Assignment:</p> <p>Finish annotating and answering questions using TQE in 0.1 CW</p> <p>Independent Work:</p> <p>Use Flipgrid to answer the question "How do you think African Americans felt about Reconstruction?"</p>	<p>Reading/Work:</p> <p>Take notes in 0.2 Classwork: Main Issues in Reconstruction of your discussion during class and on the presentation of the main issues during Reconstruction.</p> <p>Attendance Assignment:</p> <p>Finish your notes on the Main Issues of Reconstruction and submit 0.2 CW</p> <p>Independent Work:</p> <p>Read, annotate & answer questions in 0.2 Applied Practice: 13th Amendment</p>	<p>Reading/Work:</p> <p>Take notes of your in class discussion in 0.3 Classwork: Reconstruction in America</p> <p>Read pgs 4-7 of the Equal Justice Initiative's "Reconstruction in America" report and take two column notes in 0.3 CW</p> <p>Attendance Assignment:</p> <p>Finish your 2 column notes on pages 4-7 of "Reconstruction in America"</p> <p>Independent Work:</p> <p>Use flipgrid to answer the question "What do you think the goal of Reconstruction was?"</p>	<p>Reading/Work:</p> <p>Take notes in 0.4 Class Work: Important People & Groups during Reconstruction of your discussion during class and on the presentation of the Important People & Groups during Reconstruction.</p> <p>Attendance Assignment:</p> <p>Finish your 2 column notes on important people & groups during reconstruction in 0.4 Classwork</p> <p>Independent Work:</p> <p>Create your own meme based on what you know/have learned about Reconstruction in the US & turn it in.</p>	<p>No class on Fridays.</p> <p>Independent Work/Attendance Assignment:</p> <p>Read pgs 8-11 of the Equal Justice Initiative's "Reconstruction in America" report and take two column notes in 0.5 Classwork: Reconstruction in America p 8-11</p>

WAG= Week At a Glance.
 This will let you know what's coming your way this week!



Google Classroom Walk Through

Attendance Expectations

Synchronous

I am following my schedule and logging in to class at the appropriate time. I will be learning live with my teacher and peers.

I am completing my attendance FIRST THING to let my teacher know I am present.

Asynchronous

I am following my schedule and logging in to class at the appropriate time. I will be learning independently, at my own pace.

I am completing my attendance FIRST THING to let my teachers know I am present.

Attendance Expectations

Google Form

Some teachers will require you to complete a 3 question form to submit for your daily attendance.



Stream Post

Other teachers may post a question on their Google Classroom for you to respond to. Your response to this post will be your submission for daily attendance

FAQ's

I still need a laptop, what do I do?

Call the main office to schedule a time (during school hours) to pick one up.

What if I do not have internet?

Hotspots were first come first serve, so we are not handing any out at this time.

Please call us on September 21st if you are still in need of internet assistance and we will do our best to support.

I do not have the code to get into my Google Classroom.


If you did not receive the invite to get into your classroom, email your teacher. They will be able to share the code and get you in.

Will attendance be tracked?


Yes! We need students students logged in and learning as if we were in school.

Internet Resources

\$10/month internet access



Also, if you have a voucher for childcare, you can get the voucher changed to the YMCA Desks and then your scholar can go to the Y to access the internet there. You can contact Heather Greene at hgreene@oldclonnyymca.org or Latoya Washington at lwashington@oldcolonyymca.org with further questions about the YMCA programs.



Any Questions?

If your question was not covered in this training please email us!
techsupport@nhcsb.org

